

GREATER LYNCHBURG TRANSIT COMPANY

We're here to get you there.



Board of Directors Meeting Agenda

Wednesday, August 2nd, 2023

8:30 a.m. – 9:05 a.m.

9:15 a.m. – 10:15 a.m. – RIDE ALONG

Meeting Location: GLTC Transfer Station – 800 Kemper St., Lynchburg, VA 24501

Board President: Cameron Howe
Board Vice President: Randy Woods
Secretary-Treasurer: Mary-Winston Deacon
Members: Benjamin Blanks; Brian Landergan; Charles Spence;
Tab Sprouse, Greg Patrick;

#1 Call to Order - Public Comment

- a) Speakers should state their name for the official record
- b) Speakers will be allotted a maximum of 3 minutes
- c) Speakers representing a group will be allotted a maximum of 5 minutes and should state the name of the group they are representing for the official record

GLTC Board
President

#2 Consideration of Meeting Minutes Approval

No minutes for consideration

All

#3 Committee & Partner Reports

- a) Ride Solutions
- b) CVPDC Transportation Planner
- c) RIC Update

Ada Hunsberger
Kelly Hitchcock
Staff

#4 Staff Reports

- a) Staff Reports
- b) May Financials
- c) Ridership & Operating Statistics
- d) Capital Projects Report

Josh Moore

#5 Old Business

- a) No Old Business

Josh Moore

#6 New Business

- a) APTA Board Member Conference Report
- b) Annual Ride Along

Cameron Howe
Josh Moore

#7 President's Report

GLTC Board
President

#8 Next Meeting Dates & Adjournment

Work Session: August 17th, 2023, @ 8:30 am – GLTC Board Meeting Room
Board Meeting: September 6th, 2023, @ 8:30 am – GLTC Board Meeting Room

All





GLTC Board Agenda Detail

Item #: 2
Item Title: No minutes for consideration
Action: None





GLTC Board Agenda Detail

Item #: 3
Item Title: Committee & Partner Reports
Action: None

Committee Reports

- a) Rider Improvement Committee (RIC) - TBD
 - a. Next Meeting September 20th, 2023

Partner Reports

- a) Ride Solutions / Marketing Updates - Ada Hunsberger
- b) Transportation Planner Updates - Kelly Hitchcock

Contacts: Josh Moore

Attachments: None

Action Required: None





GLTC Board Agenda Detail

Item #: 4a

Item Title: Staff Reports

Action: For Your Information

- No Staff Reports





GLTC Board Agenda Detail

Item #: 4b

Item Title: June 2023 Financials

Action: For Your Information

REPORTS:

Currently we are closing FY23 Financials and should have a tentative report for June in August. We will not have a final report for our financial year until the audit is completed in late September or early October.

Contacts: Josh Moore

Attachments: None

Action Required: None





GLTC Board Agenda Detail

Item #: 4c

Item Title: June 2023 Ridership & Operational Statistics

Action: For Your Information

Summary:

Maintenance Activities are summarized below with associated graphs depicting year over year statistics following.

Ridership was up 11.9% compared with our monthly average and was down 3.99% over last month.

Ridership:

Total Fixed Route Ridership for the month of June was 41,139. Paratransit ridership for June was 1,353.

Service Impacts:

System wide on-time performance was 79.7%, which was up from June by 1.4%

10.04% of the service was lost due to missed trips.

Routes not listed have on-time performance greater than 85%

Route	1A	1B	3A	4	5	6	7	8	10
On-time	81.5%	73.1%	78.6%	75.4%	70.5%	69.4%	82.5%	79.0%	75.2%

Route	11	6/7X
On-time	78.3%	80.0%

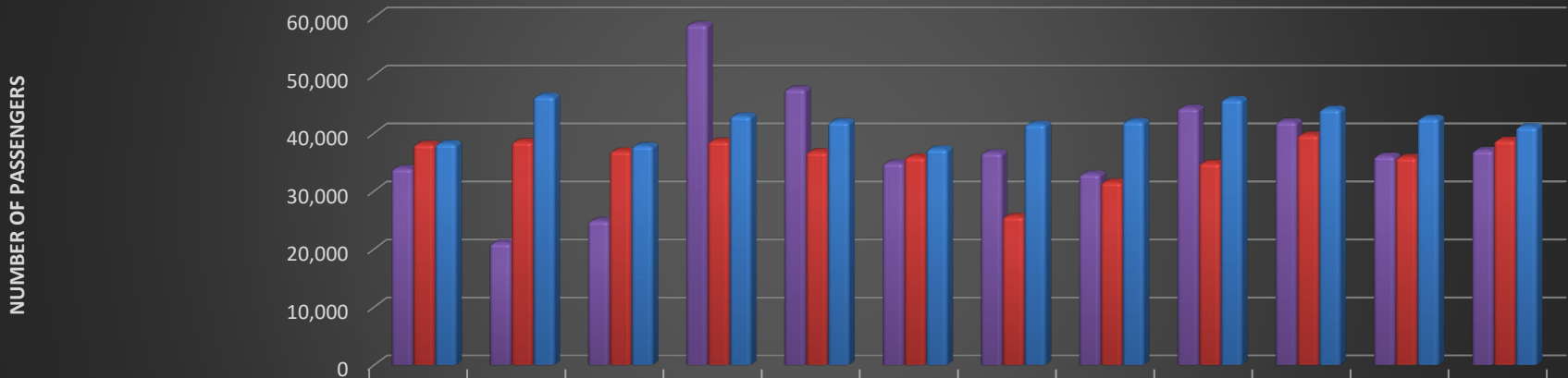
Maintenance:

Maintenance activities are reported as follows for June 2023:

- Total mileage for fixed route – 83,870
- Paratransit total mileage – 12,298
- On-time performance for preventative maintenance activities – 90%
- Fleet downtime – 1.27%



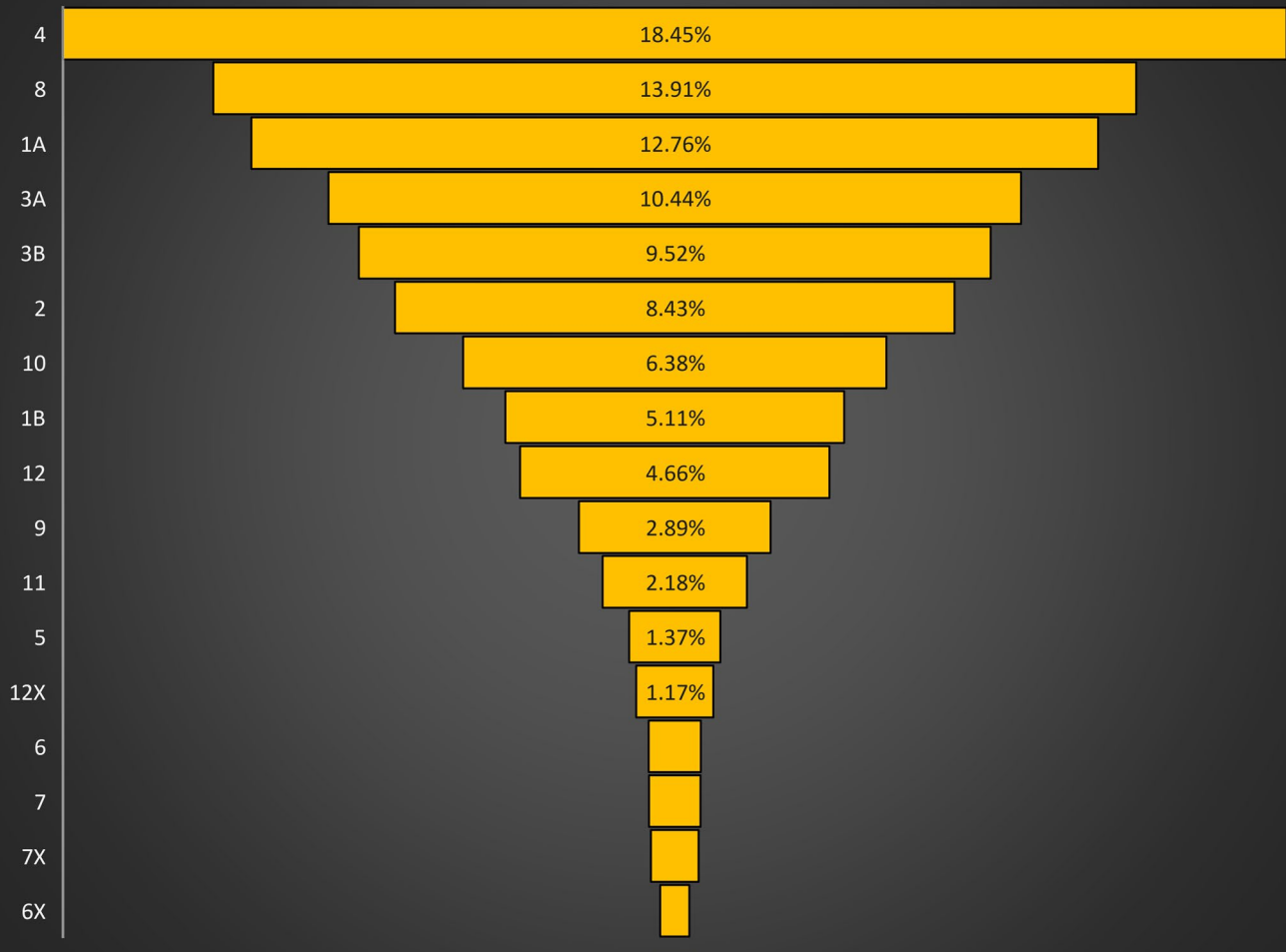
Monthly System Ridership FY21 - FY23



	Jul	Aug	Sep	Oct	Nov	Dec	Jan	Feb	Mar	Apr	May	Jun
■ Total Ridership 2020 - 2021 (FY '21)	33,957	21,083	24,919	58,787	47,665	34,915	36,674	32,998	44,365	42,049	36,123	37,065
■ Total Ridership 2021 - 2022 (FY '22)	38,162	38,579	36,960	38,662	36,828	35,918	25,671	31,610	34,886	39,727	35,850	38,831
■ Total Ridership 2022 - 2023 (FY '23)	38,224	46,410	37,859	43,017	42,017	37,324	41,571	42,068	45,856	44,175	42,604	41,139



Ridership Percentage by Route

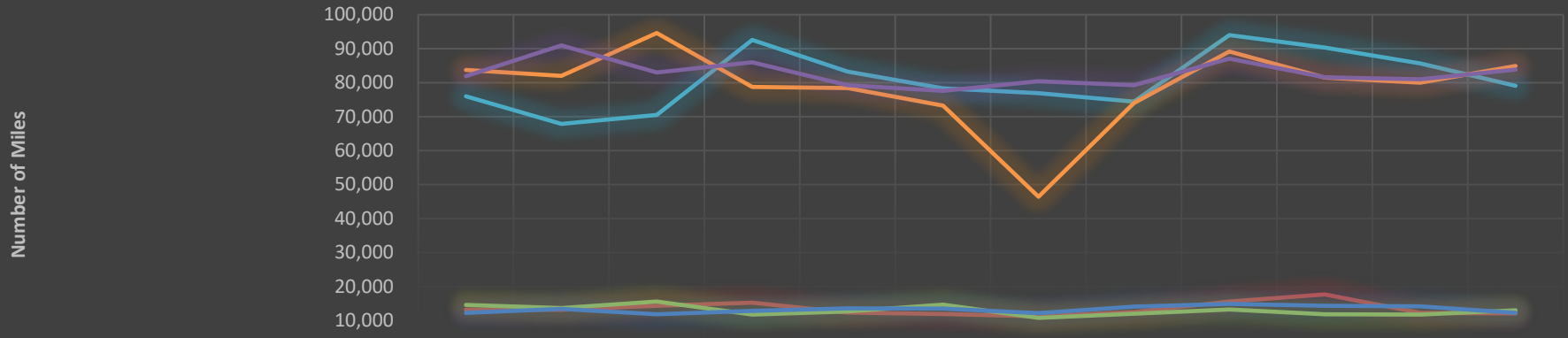


Jun-23

Route	Ridership	Percentage
4	7,591	18.45%
8	5,723	13.91%
1A	5,251	12.76%
3A	4,294	10.44%
3B	3,917	9.52%
2	3,469	8.43%
10	2,626	6.38%
1B	2,101	5.11%
12	1,919	4.66%
9	1,190	2.89%
11	895	2.18%
5	565	1.37%
12X	480	1.17%
6	325	0.79%
7	318	0.77%
7X	295	0.72%
6X	180	0.44%
Total	41,139	100.00%



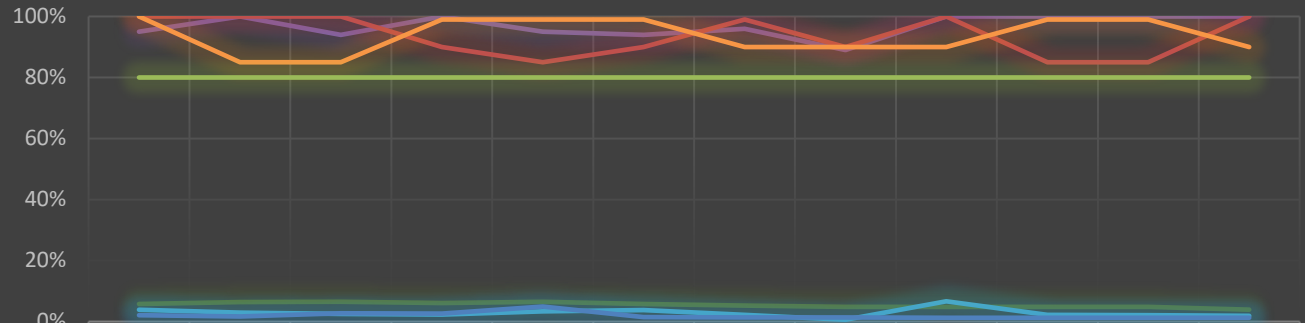
GLTC Mileage FY21, FY22, FY23



	July	Aug	Sep	Oct	Nov	Dec	Jan	Feb	Mar	Apr	May	June
Fixed Route Mileage 2020-2021 (FY-21)	76,026	67,880	70,472	92,599	83,272	78,350	76,926	74,386	94,005	90,304	85,691	79,060
Fixed Route Mileage 2021-2022 (FY-22)	83,795	82,020	94,617	78,785	78,407	73,253	46,434	74,050	89,199	81,531	80,011	84,929
Fixed Route Mileage 2022-2023 (FY-23)	81,923	90,977	83,050	86,014	79,276	77,601	80,415	79,252	87,060	81,566	81,019	83,870
Paratransit Mileage 2020-2021 (FY-21)	13,170	13,196	14,382	15,284	12,314	11,930	11,246	12,489	15,609	17,699	12,283	12,100
Paratransit Mileage 2021-2022 (FY-22)	14,613	13,702	15,601	11,776	12,714	14,704	10,791	12,042	13,229	11,877	11,807	12,987
Paratransit Mileage 2022-2023 (FY-23)	12,280	13,397	11,857	12,872	13,596	13,508	12,158	14,142	14,905	14,369	14,161	12,298



Maintenance Performance FY21, FY22, FY23



	July	Aug	Sep	Oct	Nov	Dec	Jan	Feb	Mar	Apr	May	June
On Time Performance FY'21 (FTA Requires 80%)	95%	100%	94%	100%	95%	94%	96%	89%	100%	100%	100%	100%
On Time Performance FY'22 (FTA Requires 80%)	100%	100%	100%	90%	85%	90%	99%	90%	100%	85%	85%	100%
On Time Performance FY'23 (FTA Requires 80%)	100%	85%	85%	99%	99%	99%	90%	90%	90%	99%	99%	90%
FTA Required On Time Performance	80%	80%	80%	80%	80%	80%	80%	80%	80%	80%	80%	80%
Fleet Downtime FY'21 (Industry Average 5%)	5.74%	6.44%	6.45%	6.10%	6.48%	5.79%	5.25%	4.85%	4.84%	4.83%	4.79%	3.90%
Fleet Downtime FY'22 (Industry Average 5%)	3.90%	2.90%	2.48%	2.30%	3.33%	3.80%	2.20%	0.60%	6.64%	2.15%	2.04%	1.89%
Fleet Downtime FY'23 (Industry Average 5%)	2.07%	1.69%	2.70%	2.59%	4.92%	1.41%	1.34%	1.36%	1.24%	1.24%	1.24%	1.27%





GLTC Board Agenda Detail

Item #: 4d
Item Title: Capital Projects
Action: For Your Information

Summary:

Currently we are closing FY23 Financials and should have a tentative report for June in late August. We will not have a final report for our financial year until the audit is completed in late September or early October.

Contacts: Josh Moore

Attachments: None

Action Required: None





GLTC Board Agenda Detail

Item #: 5a

Item Title: Old Business

Action: Discussion

No Old Business

No Old Business

Contacts:

Attachments: None

Action Required: None





GLTC Board Agenda Detail

Item #: 6a
Item Title: New Business
Action: Discussion

APTA Board Member Conference Report

Board Members Cameron Howe and Randy Woods have compiled a brief summary of their recent attendance at the APTA Board Member Conference for discussion with the rest of the board.

Contacts: Cameron Howe and Randy Woods

Attachments: None

Action Required: Discussion





GLTC Board Agenda Detail

Item #: 6b
Item Title: New Business
Action: Ride Along

Annual Board Member Ride Along

During the August Board Meeting, the GLTC board has members ride the systems routes to interact with customers and observe firsthand how the system is operating. This year we will also have several guests joining the GLTC board.

We will also have a brief overview of the status of our new AVL system and how the deployment is proceeding and what our customers will be seeing very soon.

Contacts: Josh Moore

Attachments: None

Action Required: Discussion





GLTC Board Agenda Detail

Item #: 7

Item Title: Presidents Report

Action: Discussion

-- Optional Report/Comments by GLTC Board President --





GLTC Board Agenda Detail

Item #: 8

Item Title: Next Meeting & Adjournment

Action: Adjournment

-- Opportunity for any final Board Member Comments or Remarks --

The next GLTC Work Session is scheduled to occur on August 17th, 2023, at 8:30 am.

The next GLTC Board Meeting is scheduled to occur on September 6th, 2023, at 8:30 am.

The meetings will be held at the GLTC Transfer Station, 800 Kemper Street, Lynchburg, VA.

Consider Adjournment





GLTC Board Agenda Detail

Item #: N/A
Item Title: Board Roster and Attendance Log
Action: None

GLTC BOARD OF DIRECTORS MEMBERSHIP ROSTER

Ben Blanks	bblanks@gltconline.com
Mary-Winston Deacon	mdeacon@gltconline.com
Cameron Howe	chowe@gltconline.com
Brian Landergan	blandergan@gltconline.com
Greg Patrick	gpatrick@gltconline.com
Charles Spence	cspence@gltconline.com
Tab Sprouse	tsprouse@gltconline.com
Randy Woods	rwoods@gltconline.com
Vacant	Vacant

Members may be reached by mail by addressing items to:

[Board Member]
GLTC Board of Directors
PO Box 11286
Lynchburg, VA 24506

-- Attendance Log on Next Page --



Greater Lynchburg Transit Company Board of Directors

ATTENDANCE LOG

2023 to 2024 REGULAR BOARD MEETINGS AND WORK SESSIONS

("P" present - "PR" present remotely - "A" absent – "EA" excused absence - "NA" Not Appointed)

	Benjamin Blanks	Vacant	Mary-Winston Deacon	Cameron Howe	Brian Landergan	Charles Spence	Tab Sprouse	Greg Patrick	Randy Woods
Meeting Date									
7/22/2023	P		P	P	P	A	P	P	P

Note: Attendance is reported to City Council members when considering reappointments, or as requested as Council requires appointees to attend 75% of the yearly meetings. Absences may be excused because of illness, death of family member, unscheduled or unforeseen business trips, and emergency work assignments. If you are absent and one of the above events was the reason, please let Chris Poindexter know at 434-455-7640 or cpoindexter@gltonline.com so he can indicate the reason on the record.